

MOST IMMEDIATE

**No. 5-1/2017-Desk (MDM)
Government of India
Ministry of Human Resource Development
Department of School Education & Literacy
(Mid Day Meal Division)

Shastri Bhavan, New Delhi.

Dated 3rd March, 2017

Subject: Allocation of foodgrains to States/UTs under National Programme of Mid-Day Meal in Schools (MDMS) for the 1st and 2nd Quarters (April to September, 2017) of financial year 2017-18.


Department of Food & Public Distribution has concurred the allocation of 1287479.33 tons of food grain comprising 196284.05 tons of wheat and 1091195.28 tons of rice vide O.M. No. 4-2/2017-BP-II dated 28.02.2017 to various States / UTs at National Food Security Act (NFSA) rates i.e. Rs.2.00 per kg for wheat and Rs.3.00 per kg for rice under National Programme of Mid-Day Meal in Schools (MDMS) for 1st Quarter (April to June, 2017) and 2nd Quarter (July to September, 2017) of 2017-18. Accordingly, the food grain allocation for various States/UTs during each of the first two quarters of 2017-18 is forwarded herewith at **Annexure-I and II** respectively.

2. States/UTs are requested to further allocate the food grains to their districts as per their requirement on the basis of approved number of children and working days under intimation to this Department as well as to Food Corporation of India (FCI) for supply of food grains accordingly.

3. After receiving food grain allocation from the States/UTs, the District Administration will send a schedule (periodicity and date/week) of lifting of food grains to the local FCI depot depending upon its requirement, transportation convenience and storage capacity. The validity period for lifting of food grains will be as per extant guidelines.

4. District Administration can lift allocated food grains on monthly, bi-monthly or quarterly basis as indicated in its schedule, in accordance with the guidelines issued by Department of Food & Public Distribution, Ministry of Consumer Affairs, Food & Public Distribution, Govt. of India vide their letter No. 1-2/2008-BP.II dated 18.9.2008, from the FCI godowns starting from the 1st day of the month preceding the allocation quarter and up to 25th of the last month of the allocation quarter. Districts officers are, therefore, required to be directed to lift the food grains accordingly.

5. Payment of the cost of food grains will be made by District authorities within 20 days of the receipt of bills from FCI as per the guidelines issued by this Department vide letter No. 1-15/2009-Desk(MDM) dated 10.2.2010. The guidelines for decentralization of payment of cost of food grains to FCI at district level under MDM Scheme can also be downloaded from the website of this Department www.mdm.nic.in. These instructions may be followed strictly by all States/UTs.


(श्री) विद्या भस्कर / G. VIJAYA BHASKAR
The Minister / Minister
Min. of H.R. Development / Min. of H.R. D.
Ministry of Human Resource Development / Ministry of Human Resource Development
Govt. of India / Govt. of India
Department of School Education & Literacy / Department of School Education & Literacy
Shastri Bhavan, New Delhi / Shastri Bhavan, New Delhi

Contd.../-

6. Procedure laid down in para 3.6 to 3.9 of the above mentioned guidelines dated 10.02.2010 on decentralization of payment of cost of food grains shall be followed meticulously to ensure that the best quality food grains, which in any case will not be inferior to Fair Average Quality (FAQ), is lifted from the FCI godown. The process followed at the time of receipt of food grains from FCI depots should be repeated at each level till the foodgrains reach the end user to ensure that only good quality food grains are delivered for consumption by children. Records/samples to ensure quality should be maintained at all levels.

7. As per para 5.2 of the above mentioned guidelines dated 10.02.2010, a monthly report on payment to FCI and quantity of food grains lifted and released to schools/cooking agency may be furnished in the prescribed format **(Annexure-III)** latest by 15th of the each following month strictly on regular basis. The Monthly Progress Report (MPR) may also be emailed at rajeev6225@gmail.com on monthly basis, without fail.

8. The States / UTs will furnish utilization certificate of the food grains supplied under the Scheme during the year 2016-17 latest by 30.06.2017 in the format enclosed at **Annexure-IV** to enable GOI to release allocation of food grains for the 3rd and 4th Quarter before 1st week of August, 2017. In the utilization certificate, only the quantity actually consumed at the school/cooking agency level will be indicated as utilized. Whatever remains in school/cooking agency/Block/District level stores/godowns will be shown as unspent balance.



(G. Vijaya Bhaskar)
Director (MDM)

Tel.No 011-23288641


निदेशक / Director
मा.सं.वि. खाण्डालय / Min. of H.R.D.
भारत सरकार / Govt. of India
शाला शिक्षा और साक्षरता विभाग
Dir School Education & Literacy
शांति भवन नई दिल्ली / Shanti Bhavan, New Delhi-110029

To,

The Principal Secretaries / Secretaries to the Nodal Department of State Govt. / UT Administration dealing with Mid Day Meal

Copy to:

1. The Executive Director (Sales), Food Corporation of India, 16-20, Barakhamba Lane, New Delhi – 110 001 with the photocopy of the above mentioned OM of the Department of Food & Public Distribution for issuing instruction to all concerned to make available at least of FAQ quality of foodgrain at the FCI godowns, facilitate lifting of the same and submit bills to district authorities within 10 days after lifting for payment by them.
2. The Deputy Secretary, Department of Food & Public Distribution (BP-II Section), Krishi Bhavan, New Delhi.
3. The Directors, Mid-Day Meal Scheme of all the States/UTs for necessary action.
4. US(RK)/US(AD)/US(SA)/SO(Desk)/SO(ST)/ SO(RKJ)



(G. Vijaya Bhaskar)
Director (MDM)

(जी. विजय भास्कर / G. VIJAYA BHASKAR)
निदेशक / Director
मा.सं.वि. खाण्डालय / Min. of H.R.D.
भारत सरकार / Govt. of India
शाला शिक्षा और साक्षरता विभाग
Dir School Education & Literacy
शांति भवन नई दिल्ली / Shanti Bhavan, New Delhi-110029

No.4-2/2017-BP-II
Government of India
Ministry of Consumer Affairs, Food and Public Distribution
Department of Food and Public Distribution

Krishi Bhavan, New Delhi,
Dated the 28th February, 2017.

OFFICE MEMORANDUM

Subject:- Allocation of food grains under Mid Day Meal Scheme (MDM) for the year 2017-18 for the period 1.04.2017 to 30.09.2017 - reg.

The undersigned is directed to refer to O.M. No. 5-1/2017-Desk (MDM) dated 20.2.2017 of Ministry of Human Resource Development, Department of School Education & Literacy on the above mentioned subject and to convey the approval of this Department for provisional allocation of 1287479.33 tons of food grains comprising 196284.05 tons of Wheat & 1091195.28 tons of rice for 1st two quarters of 2017-18 (April, 2017 to the September, 2017) to Ministry of Human Resource Development, Department of school Education & Literacy at NFSA prices i.e. Rs. 2 per kg of wheat and Rs. 3 per kg of rice under the Mid Day Meal (MDM) scheme. The allocation for the subsequent quarters will be considered on receipt of requirement of foodgrains from the Ministry of Human Resource Development.

2. The validity period for lifting of foodgrains will be as per extant guidelines.
3. The Ministry of Human Resource Development, Department of School Education & Literacy may communicate State-wise/UT-wise allocation of the allocated quantity of foodgrains to FCI and States/UTs well in time and ensure its lifting within the stipulated validity period by States/UTs.
4. Food Corporation of India (FCI) would issue rice and wheat as per State-wise allocation for the year 2017-18 with monthly breakup to be made by the Department of School Education and Literacy, Ministry of Human Resource Development.
5. The Ministry of Human Resource Development, Department of School Education & Literacy is also requested to furnish consolidated Utilization Certificate in the prescribed proforma GFR - 19A duly signed by the concerned Director for the foodgrains allocated to them under Mid Day Meal (MDM) Scheme for the year 2016-17.
6. The Department of School Education & Literacy, Ministry of Human Resource Development may ensure that FCI gets full payment in respect of food grains released by it to States/UTs under the Scheme & utilization certificates are furnished by the State/UT Governments to it in time. They are also requested to make payment of outstanding amounts to FCI without any delay, as FCI bears huge amount of interest on unpaid outstanding amount.

Asit Halder
(Asit Halder)

Under Secretary to the Government of India
Tele. No. 23382504

To
Ministry of Human Resource Development,
Department of School Education & Literacy,
Shri G. Vijaya Bhaskar, Director, (MDM),
Shastri Bhavan, New Delhi.

V.IMP

USCR
So (Desk)
1/3/17
11/3/17
1.3.17

● Copy for information to:-

1. The Chairman-cum-Managing Director, FCI, New Delhi.
2. The General Manager (Sales), FCI, New Delhi.
3. US (Policy-III&IV)/BP-III/BP-I/Guard File.

Asit Halder


(Asit Halder)

Under Secretary to the Government of India

MID-DAY-MEAL SCHEME
Allocation of foodgrains for the 1st Quarter of 2017-18
(For the period 01.04.2017 to 30.06.2017)

(in MTs)

Sl. No.	State/UT	PRIMARY STAGE					UPPER PRIMARY STAGE					NCLP					
		No. of children approved by PAB for 2016-17	No. of Working Days approved by PAB for 1st QTR of the year 2016-17	Foodgrains			No. of children approved by PAB for 2016-17	No. of Working Days approved by PAB for 1st QTR of the year 2016-17	Foodgrains			No. of children approved by PAB for 2016-17	No. of Working Days approved by PAB for 1st QTR of the year 2016-17	Foodgrains			
				Wheat	Rice	Total			Wheat	Rice	Total			Wheat	Rice	Total	
1	2	3	4	5	6	7=(5+6)	8	9	10	11	12=(10+11)	13	14	15	16	17=(15+16)	
1	Andhra Pradesh	1828776	31	0.00	5669.21	5669.21	970002	31	0.00	4510.51	4510.51	1413	45	0.00	9.54	9.54	
2	Arunachal Pradesh	168079	31	0.00	521.04	521.04	70602	31	0.00	328.30	328.30			0.00	0.00	0.00	
3	Assam	2900000	51	0.00	14790.00	14790.00	1350000	53	0.00	10732.50	10732.50	11309	78	0.00	132.32	132.32	
4	Bihar	9802783	53	0.00	51954.75	51954.75	3821686	53	0.00	30382.40	30382.40	4466	78	0.00	52.25	52.25	
5	Chhattisgarh	1790000	37	0.00	6623.00	6623.00	1110000	37	0.00	6160.50	6160.50			0.00	0.00	0.00	
6	Goa	85875	34	291.98	0.00	291.98	57260	34	292.03	0.00	292.03			0.00	0.00	0.00	
7	Gujarat	2760840	42	5797.76	5797.76	11595.53	1632295	42	5141.73	5141.73	10283.46	1714	57	7.33	7.33	14.65	
8	Haryana	1013809	41	1246.99	2909.63	4156.62	688088	41	1269.52	2962.22	4231.74	4868	78	17.09	39.87	56.96	
9	Himachal Pradesh	301531	65	0.00	1959.95	1959.95	226687	65	0.00	2210.20	2210.20			0.00	0.00	0.00	
10	Jammu & Kashmir	485000	58	0.00	2813.00	2813.00	232000	58	0.00	2018.40	2018.40	627	77	0.00	7.24	7.24	
11	Jharkhand	2111270	55	0.00	11611.99	11611.99	872093	55	0.00	7194.77	7194.77	6336	75	0.00	71.28	71.28	
12	Karnataka	2909766	34	1385.05	8508.16	9893.20	1757880	34	1255.13	7710.06	8965.19	2046	79	3.39	20.85	24.25	
13	Kerala	1531140	22	0.00	3368.51	3368.51	971090	25	0.00	3641.59	3641.59	0		0.00	0.00	0.00	
14	Madhya Pradesh	3928905	20	5029.00	2828.81	7857.81	2474494	20	4751.03	2672.45	7423.48	7991	78	59.84	33.66	93.49	
15	Maharashtra	5824047	25	0.00	14560.12	14560.12	3712223	25	0.00	13920.84	13920.84	6867	79	0.00	81.37	81.37	
16	Manipur	148221	51	0.00	755.93	755.93	38434	51	0.00	294.02	294.02			0.00	0.00	0.00	
17	Meghalaya	386285	65	0.00	2510.85	2510.85	140662	65	0.00	1371.45	1371.45			0.00	0.00	0.00	
18	Mizoram	98688	64	0.00	631.60	631.60	42355	64	0.00	406.61	406.61			0.00	0.00	0.00	
19	Nagaland	150539	52	0.00	782.80	782.80	35504	52	0.00	276.93	276.93	963	78	0.00	11.27	11.27	
20	Orissa	3021006	37	0.00	11177.72	11177.72	1650225	37	0.00	9158.75	9158.75			0.00	0.00	0.00	
21	Punjab	935300	45	2104.43	2104.43	4208.85	659000	45	2224.13	2224.13	4448.25	4900	45	16.54	16.54	33.08	
22	Rajasthan	2950296	40	8260.83	3540.36	11801.18	1568691	40	6588.50	2823.64	9412.15	1318	78	10.79	4.63	15.42	
23	Sikkim	36436	69	0.00	251.41	251.41	31472	69	0.00	325.74	325.74			0.00	0.00	0.00	
24	Tamilnadu	2688345	45	0.00	12097.55	12097.55	2110620	45	0.00	14246.69	14246.69	8816	78	0.00	103.15	103.15	
25	Telangana	1256987	31	0.00	3896.66	3896.66	756319	31	0.00	3516.88	3516.88	7976	44	1.00	51.64	52.64	
26	Tripura	247301	46	0.00	1137.58	1137.58	129893	46	0.00	896.26	896.26			0.00	0.00	0.00	
27	Uttarakhand	385903	41	0.00	1582.20	1582.20	281663	41	0.00	1732.22	1732.22			0.00	0.00	0.00	
28	Uttar Pradesh	7199154	36	8811.76	17105.19	25916.95	3052248	36	5605.93	10878.21	16482.14	1823	78	7.25	14.08	21.33	
29	West Bengal	7380106	49	0.00	36162.52	36162.52	4613573	49	0.00	33909.76	33909.76	32940	78	0.00	385.40	385.40	
30	A&N islands	16641	23	0.00	38.27	38.27	11532	23	0.00	39.79	39.79			0.00	0.00	0.00	
31	Chandigarh	30000	44	52.80	79.20	132.00	20000	44	52.80	79.20	132.00			0.00	0.00	0.00	
32	D&N Haveli	20200	31	0.00	62.62	62.62	14500	31	0.00	67.43	67.43			0.00	0.00	0.00	
33	Daman & Diu	9400	23	0.00	21.62	21.62	6800	23	0.00	23.46	23.46			0.00	0.00	0.00	
34	Delhi	684713	31	1061.31	1061.31	2122.61	437095	31	1016.25	1016.25	2032.49			0.00	0.00	0.00	
35	Lakshadweep	4237	27	0.00	11.44	11.44	3063	27	0.00	12.41	12.41			0.00	0.00	0.00	
36	Puducherry	26592	36	0.00	95.73	95.73	21179	38	0.00	120.72	120.72			0.00	0.00	0.00	
	TOTAL	65118171			34041.89	229022.92	263064.82	35571227		28195.03	183007.00	211202.03	106373		123.23	1042.40	1165.63


 श्री. विजय भास्कर / G. VIJAYA BHASKAR
 निदेशक / Director
 मा. व. वि. महाविद्यालय / Min. of H.R.D.
 भारत सरकार / Govt. of India
 स्कूल शिक्षा और लिंगानुपात विभाग
 Dir. School Education & Literacy
 कबीर भवन, नई दिल्ली-110002

MID-DAY-MEAL SCHEME
Allocation of foodgrains for the 2nd Quarter of 2017-18
(For the period 01.07.2017 to 30.09.2017)

(In MTs)

Sl. No.	State/UT	PRIMARY STAGE						UPPER PRIMARY STAGE						NCLP			
		No. of children approved by PAB for 2016-17	No. of Working Days approved by PAB for 2nd QTR of the year 2016-17	Foodgrains			No. of children approved by PAB for 2016-17	No. of Working Days approved by PAB for 2nd QTR of the year 2016-17	Foodgrains			No. of children approved by PAB for 2016-17	No. of Working Days approved by PAB for 2nd QTR of the year 2016-17	Foodgrains			
				Wheat	Rice	Total			Wheat	Rice	Total			Wheat	Rice	Total	
1	2	3	4	5	6	7=(5+6)	8	9	10	11	12=(10+11)	13	14	15	16	17=(15+16)	
1	Andhra Pradesh	1828776	71	0.00	12984.31	12984.31	970002	71	0.00	10330.52	10330.52	1413	92	0.00	19.50	19.50	
2	Arunachal Pradesh	168079	65	0.00	1092.51	1092.51	70662	65	0.00	688.37	688.37			0.00	0.00	0.00	
3	Assam	2900000	46	0.00	13340.00	13340.00	1350000	46	0.00	9315.00	9315.00	11309	78	0.00	132.32	132.32	
4	Bihar	9802783	68	0.00	66658.92	66658.92	3821686	68	0.00	38981.20	38981.20	4466	78	0.00	52.25	52.25	
5	Chhattisgarh	1790000	72	0.00	12888.00	12888.00	1110000	72	0.00	11988.00	11988.00			0.00	0.00	0.00	
6	Goa	85875	67	575.36	0.00	575.36	57260	67	575.46	0.00	575.46			0.00	0.00	0.00	
7	Gujarat	2760840	74	10215.11	10215.11	20430.22	1632295	74	9059.24	9059.24	18118.47	1714	92	11.83	11.83	23.65	
8	Haryana	1013809	69	2098.58	4896.70	6995.28	688088	69	2136.51	4985.20	7121.71	4868	79	17.31	40.38	57.69	
9	Himachal Pradesh	301531	48	0.00	1447.35	1447.35	226687	48	0.00	1632.15	1632.15			0.00	0.00	0.00	
10	Jammu & Kashmir	485000	52	0.00	2522.00	2522.00	232000	52	0.00	1809.60	1809.60	627	79	0.00	7.43	7.43	
11	Jharkhand	2111270	71	0.00	14990.02	14990.02	872093	71	0.00	9287.79	9287.79	6336	77	0.00	73.18	73.18	
12	Karnataka	2909766	74	3014.52	18517.75	21532.27	1757880	74	2731.75	16780.72	19512.47	2046	80	3.44	21.11	24.55	
13	Kerala	1531140	58	0.00	8880.61	8880.61	971090	63	0.00	9176.80	9176.80			0.00	0.00	0.00	
14	Madhya Pradesh	3928905	74	18607.29	10466.60	29073.90	2474494	74	17578.81	9888.08	27466.88	7991	79	60.60	34.09	94.69	
15	Maharashtra	5824047	69	0.00	40185.92	40185.92	3712223	69	0.00	38421.51	38421.51	6867	78	0.00	80.34	80.34	
16	Manipur	148221	66	0.00	978.26	978.26	38434	66	0.00	380.50	380.50			0.00	0.00	0.00	
17	Meghalaya	386285	62	0.00	2394.97	2394.97	140662	62	0.00	1308.16	1308.16			0.00	0.00	0.00	
18	Mizoram	98688	56	0.00	552.65	552.65	42355	56	0.00	355.78	355.78			0.00	0.00	0.00	
19	Nagaland	150539	63	0.00	948.40	948.40	35504	63	0.00	335.51	335.51	963	78	0.00	11.27	11.27	
20	Orissa	3021006	71	0.00	21449.14	21449.14	1650225	71	0.00	17574.90	17574.90			0.00	0.00	0.00	
21	Punjab	955300	70	3273.55	5273.55	6547.10	659000	70	3459.75	3459.75	6919.50	4900	90	33.08	33.08	66.15	
22	Rajasthan	2950296	73	15076.01	6461.15	21537.16	1568691	73	12024.02	5153.15	17177.17	1318	79	10.93	4.69	15.62	
23	Sikkim	36436	67	0.00	244.12	244.12	31472	67	0.00	316.29	316.29			0.00	0.00	0.00	
24	Tamil Nadu	2688345	58	0.00	15592.40	15592.40	2110620	58	0.00	18362.39	18362.39	8816	77	0.00	101.82	101.82	
25	Telangana	1256987	69	0.00	8673.21	8673.21	756319	69	0.00	7827.90	7827.90	7976	92	1.00	109.07	110.07	
26	Tripura	247301	61	0.00	1508.54	1508.54	129893	61	0.00	1188.52	1188.52			0.00	0.00	0.00	
27	Uttarakhand	385903	72	0.00	2778.50	2778.50	281662	72	0.00	3041.95	3041.95			0.00	0.00	0.00	
28	Uttar Pradesh	7199154	71	17378.76	33735.24	51113.99	3052248	71	11052.19	21454.25	32506.44	1823	79	7.34	14.26	21.60	
29	West Bengal	7380106	70	0.00	51660.74	51660.74	4613573	70	0.00	48442.52	48442.52	32940	79	0.00	390.34	390.34	
30	A&N Islands	16641	66	0.00	109.83	109.83	11532	66	0.00	114.17	114.17			0.00	0.00	0.00	
31	Chandigarh	30000	68	81.60	122.40	204.00	20000	68	81.60	122.40	204.00			0.00	0.00	0.00	
32	D&N Haveli	20200	72	0.00	145.44	145.44	14500	72	0.00	156.60	156.60			0.00	0.00	0.00	
33	Daman & Diu	9400	72	0.00	67.68	67.68	6800	72	0.00	73.44	73.44			0.00	0.00	0.00	
34	Delhi	684713	71	2430.73	2430.73	4861.46	437095	71	2327.53	2327.53	4655.06			0.00	0.00	0.00	
35	Lakshadweep	4237	57	0.00	24.15	24.15	3063	57	0.00	26.19	26.19			0.00	0.00	0.00	
36	Puducherry	26592	64	0.00	170.19	170.19	21179	67	0.00	212.85	212.85			0.00	0.00	0.00	
TOTAL		65118171			72751.52	372407.09	445158.61	35571227		61026.85	304578.92	365605.77	106373		145.53	1136.95	1282.48

Requirement of foodgrains for first six month of 2017-18	
Item	Quantity (in MTs)
Rice	1081195.28
Wheat	196284.05
Total	1287479.33



(श्री. विजय भास्कर / G. VIJAYA BHASKAR)
 Director / Director
 म.श.वि. समितियाँ / Min. of P.F.S.
 भारत सरकार / Govt. of India
 स्कूल शिक्षा और माध्यमिक शिक्षा
 Die School Education & Literacy
 शाही बाग, नई दिल्ली / Shahi Bagh, New Delhi-110002

Monthly Report for supply of foodgrains and payment made to FCI under Mid-Day Meal Scheme

Name of the STATE/UT-----

Financial Year: -----

Annual/Six monthly Allocation (in MTs)	Foodgrains lifted (till last month)	Foodgrains lifted during the month (in MTs)	Foodgrains released to Schools/Cooking agencies (in MTs) (till this month)	Pending bills of FCI of the previous year (in Rs.)	Bill submitted by FCI (till this month)		Payment made to FCI (till this month)	
					Quantity (in MTs)	Amount (in Rs.)	Quantity (in MTs)	Amount (in Rs.)
1	2	3	4	5	6	7	8	9
1	Rice							
2	Wheat							
	Total							

Date: _____

Place: _____

(Signature)

Secretary of the Nodal Department
Government/UT Administration of ---


(श्री) गिरीश भास्कर / G. VIJAYA BHASKAR
 निदेशक / Director
 अ.स.सि. विभाग / A.S.S.I. Divn.
 माध्यमिक शिक्षा / Govt. of India
 उच्च शिक्षा विभाग / Higher Education
 शिक्षा विभाग / Education & Literacy
 अ.स.सि. विभाग / A.S.S.I. Divn. New Delhi-110001

[Mid-Day Meal Scheme]

Name of the STATE/UT-----

Financial Year: 2016-17-----

UTILISATION OF FOODGRAINS (PRY & U PRY) during 2016-17

Sl. No.	Foodgrains	PRIMARY					UPPER PRIMARY				
		Allocation for the year 2016-17	Opening Balance as on 31.3.2016	Lifted from FCI during 2016-17	Aggregate quantity Consumed at School level	Balance* Stock as on 31.3.2017	Allocation for the year 2016-17	Opening Balance as on 31.3.2016	Lifted from FCI during 2016-17	Aggregate quantity Consumed at School level	Balance* Stock as on 31.3.2017
1	2	3	4	5	6	7	8	9	10	11	12
1	Rice										
2	Wheat										
	Total										

* : includes unspent balance at State, District, Block and schools/cooking agencies level at the end of the year.

Date: _____

Place: _____

(Signature)

Secretary of the Nodal Department
Government/UT Administration of ----


(श्री) विजाय भास्कर / G. VIJAYA BHASKAR)
 निदेशक / Director
 म. व. वि. महालय / Mtn. of H. R. O.
 माध्यमिक शिक्षण / Govt. of India
 माध्यमिक शिक्षण और माध्यमिक शिक्षण
 OIA School Education & Literacy
 शाही हल नं. १/ शाही शहर, नया दिल्ही-११००११



DIRECTORATE OF SCHOOL EDUCATION & LITERACY

Meghalaya :: Shillong

Ph: 0364-2225356

0364-2502329

Fax: 0364-2226062

e-mail: meg_mdm@yahoo.co.in

No.DSEL/ABP/MDM/2/2017/9,

Dated Shillong, the 9th March, 2017

From : Shri. A. Ch. Marak, MCS,
Director of School Education & Literacy,
Meghalaya, Shillong.

To : The Deputy Commissioner
East Khasi Hills, Shillong / Ri-Bhoi, Nongpoh / West Khasi Hills, Nongstoin
/ South West Khasi Hills, Mawkyrwat / West Jaintia Hills, Jowai / East
Jaintia Hills, Khliehriat / East Garo Hills, Williamnagar / North Garo Hills,
Resubelpara/ West Garo Hills, Tura / South West Garo Hills, Ampati/ South
Garo Hills, Baghmara

Subject: Allocation of free food grains to the States/UTS under Mid Day Meal Scheme (MDMS) for the period of 1st and 2nd Quarter (April' 2017 to September' 2017) for financial year 2017-18.

Reference : GOI Letter F.No.5-1/2017-Desk(MDM), Dated:3.3.2017

Sir/Madam,

On the subject cited above and letter under reference, please find enclosed herewith the allocation of free food grains to the Districts under Mid Day Meal Scheme for the period of 1st and 2nd Quarter (April' 2017 to September 2017) for financial year 2017-18 as per Annexure-I & II and Districts-wise and Sub-Divisional-wise allocation is for both Primary and Upper Primary stages. The Government of India guidelines contained in letter under reference (copy enclosed) may kindly be strictly adhered to.

You are also requested to submit the monthly reports on off take of food grain latest by the 10th of the following month regularly to this office so as to enable to submit the same to the Government of India within the 15th of the following month.

Yours faithfully,

Director of School Education & Literacy
Meghalaya, Shillong.

Dated Shillong, the 9th March, 2017

Memo.DSEL/ABP/MDM/2/2017/9-A,

Copy forwarded for information to:

1. The Commissioner & Secretary to the Government of Meghalaya, Education Department.
2. The Special Officer to the Government of Meghalaya, Education Department.
3. The Area Manager Food Corporation of India, District Office NEF Region Shillong - 1 for information and necessary..
4. **The Sub-Divisional School Education Officer**, Shillong/ Sohra/ Nongpoh/ Mairang/ Nongstoin/ Mawkyrwat/ Jowai/ Khliehriat/ Amlarem/ Resubelpara/ Williamnagar/ Tura/ Ampati/ Dadenggiri/ Baghmara. The allocation is to be made school wise based on the enrolment specified in the Annexure I & II and send to the Deputy Commissioner Supply for allocation of foodgrains.

Director of School Education & Literacy,
Meghalaya, Shillong.

MID DAY MEAL SCHEME
Statement Showing the Allocation of Foodgrains to Districts and Sub-Divisional for the 1st Quarter of 2017-18
(From April - June 2017)

(In MTs)

Sl.No	Districts	Name of Sub-Divisional School Education Officer	Primary						Upper Primary						Grand Total of foodgrain Allocation for Primary and Upper Primary (9+15)
			No. of Schools	Enrolment (92.43 % of Actual enrolment)	Allocation from the month of April - June 2017 @100gm per child per day			Total (6+7+8)	No. of Schools	Enrolment (81.02 % of Actual enrolment)	Allocation from the month of April-June 2017 @150gm per child per day			Total (12+13+14)	
					1st Quarter 2016-17						1st Quarter 2016-17				
					April' 2017 (21 Days)	May' 2017 (22 Days)	June' 2017 (22 Days)				April' 2017 (21 Days)	May' 2017 (22 Days)	June' 2017 (22 Days)		
1	2	3	4	5	6	7	8	9	10	11	12	13	14	15	16
1	East Khasi Hills	Shillong	1128	69096	145.102	152.011	152.011	449.124	571	24480	77.112	80.784	80.784	238.680	687.804
		Sohra	192	7161	15.038	15.754	15.754	46.546	92	2992	9.425	9.874	9.874	29.173	75.719
2	Ri-Bhoi	Nongpoh	659	36586	76.831	80.489	80.489	237.809	280	11775	37.091	38.857	38.857	114.805	352.614
3	West Khasi Hills	Nongstoin	654	29124	61.160	64.073	64.073	189.306	241	9291	29.267	30.660	30.660	90.587	279.893
		Mairang	412	17829	37.440	39.224	39.224	115.888	164	5540	17.451	18.282	18.282	54.015	169.903
4	South West Khasi Hills	Mawkyrwat	530	19839	41.662	43.646	43.646	128.954	274	6655	20.963	21.961	21.961	64.885	193.839
5	West Jaitia Hills	Jowai	637	28239	59.302	62.126	62.126	183.554	207	10669	33.607	35.208	35.208	104.023	287.577
		Amlarem	137	5408	11.357	11.898	11.898	35.153	51	2125	6.694	7.012	7.012	20.718	55.871
6	East Jaintia Hills	Khliehriat	433	18561	38.978	40.834	40.834	120.646	127	6597	20.780	21.770	21.770	64.320	184.966
7	East Garo Hills	Williamnagar	526	25405	53.350	55.891	55.891	165.132	193	7843	24.705	25.882	25.882	76.469	241.601
8	North Garo Hills	Resubelpara	524	23965	50.326	52.723	52.723	155.772	184	10842	34.152	35.779	35.779	105.710	261.482
9	West Garo Hills	Tura	612	28207	59.235	62.055	62.055	183.345	202	9551	30.086	31.518	31.518	93.122	276.467
		Dadenggiri	739	31754	66.683	69.859	69.859	206.401	328	14035	44.210	46.315	46.315	136.840	343.241
10	South West Garo Hills	Ampati	523	19980	41.957	43.956	43.956	129.869	181	7994	25.181	26.380	26.380	77.941	207.810
11	South Garo Hills	Baghmara	661	25131	52.775	55.288	55.288	163.351	307	10273	32.360	33.901	33.901	100.162	263.513
Grand Total			8367	386285	811.196	849.827	849.827	2510.850	3402	140662	443.084	464.183	464.183	1371.450	3882.300

MID DAY MEAL SCHEME

Statement Showing the Allocation of Foodgrains to Districts and Sub-Divisional for the 2nd Quarter of 2017-18
(From July - September 2017)

(In MTs)

Sl.No	Districts	Name of Sub-Divisional School Education Officer	Primary						Upper Primary						Grand Total of foodgrain Allocation for Primary and Upper Primary (9+15)
			No. of Schools	Enrolment (92.43 % of Actual enrolment)	Allocation from the month of July-Sept' 2017 @100gm per child per day			Total (6+7+8)	No. of Schools	Enrolment (81.02 % of Actual enrolment)	Allocation from the month of July-Sept' 2017 @150gm per child per day			Total (12+13+14)	
					2nd Quarter 2016-17						2nd Quarter 2016-17				
					July' 2017 (19 Days)	Aug' 2017 (22 Days)	Sept' 2017 (21 Days)				July' 2017 (19 Days)	Aug' 2017 (22 Days)	Sept' 2017 (21 Days)		
1	2	3	4	5	6	7	8	9	10	11	12	13	14	15	16
1	East Khasi Hills	Shillong	1128	69096	131.282	152.011	145.102	428.395	571	24480	69.768	80.784	77.112	227.664	656.059
		Sohra	192	7161	13.606	15.754	15.038	44.398	92	2992	8.527	9.874	9.425	27.826	72.224
2	Ri-Bhoi	Nongpoh	659	36586	69.513	80.489	76.831	226.833	280	11775	33.559	38.858	37.091	109.508	336.341
3	West Khasi Hills	Nongstoin	654	29124	55.336	64.073	61.160	180.569	241	9291	26.479	30.660	29.267	86.406	266.975
		Mairang	412	17829	33.875	39.224	37.441	110.540	164	5540	15.789	18.282	17.451	51.522	162.062
4	South West Khasi Hills	Mawkyrwat	530	19839	37.694	43.646	41.662	123.002	274	6655	18.967	21.962	20.963	61.892	184.893
5	West Jaitia Hills	Jowai	637	28239	53.654	62.126	59.302	175.082	207	10669	30.407	35.208	33.607	99.222	274.304
		Amlarem	137	5408	10.275	11.898	11.357	33.530	51	2125	6.056	7.013	6.694	19.763	53.292
6	East Jaintia Hills	Khliehriat	433	18561	35.266	40.834	38.978	115.078	127	6597	18.801	21.770	20.781	61.352	176.430
7	East Garo Hills	Williamnagar	526	25405	48.270	55.891	53.351	157.511	193	7843	22.353	25.882	24.705	72.940	230.451
8	North Garo Hills	Resubelpara	524	23965	45.534	52.723	50.327	148.583	184	10842	30.900	35.779	34.152	100.831	249.414
9	West Garo Hills	Tura	612	28207	53.593	62.055	59.235	174.883	202	9551	27.220	31.518	30.086	88.824	263.708
		Dadenggiri	739	31754	60.333	69.859	66.683	196.875	328	14035	40.000	46.316	44.210	130.526	327.400
10	South West Garo Hills	Ampati	523	19980	37.962	43.956	41.958	123.876	181	7994	22.783	26.380	25.181	74.344	198.220
11	South Garo Hills	Baghmara	661	25131	47.749	55.288	52.775	155.812	307	10273	29.278	33.901	32.360	95.539	251.351
Grand Total			8367	386285	733.942	849.827	811.199	2394.967	3402	140662	400.887	464.185	443.085	1308.157	3703.124