

MOST IMMEDIATE

**No. 5-1/2016-Desk (MDM)
Government of India
Ministry of Human Resource Development
Department of School Education & Literacy
(Mid Day Meal Division)

Shastri Bhavan, New Delhi.
Dated 2nd April, 2016

Subject: Allocation of foodgrains to States/UTs under National Programme of Mid-Day Meal in Schools (MDMS) for the 1st and 2nd Quarters (April to September, 2016) of financial year 2016-17.

On the basis of concurrence received from the Department of Food & Public Distribution vide their O.M. No. 4-2/2016-BP-II dated 01.04.2016 (copy enclosed), the foodgrains to States / UTs under National Programme of Mid-Day Meal in Schools (MDMS) for 1st Quarter (April to June, 2016) and 2nd Quarter (July to September, 2016) for financial year 2016-17 is being allocated as per the **Annexure-I and II** respectively.

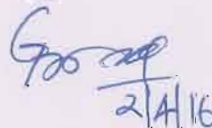
2. States/UTs are required to further allocate the foodgrains to the districts as per the requirement under the provision of MDM Guidelines under intimation to this Department as well as to Food Corporation of India (FCI) for supply of foodgrains accordingly.

3. District Administration on receiving the allocation from the State/UT will send a schedule (periodicity and date/week) of lifting of foodgrains to the local FCI depot depending upon its requirement, transportation convenience and storage capacity. The validity period for lifting of food grains will be as per extant guidelines.

4. District Administration can lift allocated foodgrains on monthly, bimonthly or quarterly basis as indicated in its schedule, in accordance with the guidelines issued by Ministry of Consumer Affairs, Food & Public Distribution, Department of Food & Public Distribution, Govt. of India vide their letter No. 1-2/2008-BP.II dated 18.9.2008, from the FCI go-downs starting from the 1st day of the month preceding the allocation quarter and up to 25th of the last month of the allocation quarter. Districts officers are, therefore, required to be directed to lift the foodgrains accordingly.

5. Payment of the cost of foodgrains will be made by District authorities within 20 days of the receipt of bills from FCI as per the guidelines issued by this Department vide letter No. 1-15/2009- Desk(MDM) dated 10.2.2010. It is requested to make payment of outstanding amount (if any) to FCI without any delay as FCI bears huge amount of interest on unpaid outstanding amount. The guidelines for decentralization of payment of cost of foodgrains to FCI at district level under MDM Scheme can also be downloaded from the website of this Department www.mdm.nic.in. These instructions may be followed strictly by all States/UTs.

Contd.../-


2/4/16

6. Procedure laid down in para 3.6 to 3.9 of the above mentioned guidelines dated 10.02.2010 on decentralization of payment of cost of foodgrains shall be followed meticulously to ensure that the best quality foodgrains, which in any case will not be inferior to Fair Average Quality (FAQ), is lifted from the FCI go-down. The process followed at the time of receipt of foodgrains from FCI depots should be repeated at each level till the foodgrains reach the end user to ensure that only good quality foodgrains is delivered for consumption by children. Records/samples regarding quality assurance should be maintained at all levels

7. As per para 5.2 of the above mentioned guidelines dated 10.02.2010, a monthly report on payment to FCI and quantity of foodgrains lifted and released to schools/cooking agency may be furnished in the prescribed format **(Annexure-III)** latest by 15th of the each following month strictly on regular basis. The Monthly Progress Report (MPR) may also be emailed at gaya.prasad@nic.in and jalam.edu@nic.in on monthly basis, without fail.

8. The States / UTs will furnish utilization certificate of the foodgrains supplied under the Scheme during the year 2015-16 latest by 30.06.2016 in the format enclosed at **Annexure-IV** to enable GOI to release allocation of foodgrains for the 3rd and 4th Quarter before 1st week of August, 2016. In the utilization certificate, only the quantity actually consumed at the school/cooking agency level will be indicated as utilized. Whatever remains in school/cooking agency/Block/District level stores/go-downs will be shown as unspent balance.



(Gaya Prasad)
Director (MDM)
Tel. No. 011-23384253
Email ID: gaya.prasad@nic.in

To,

The **Additional Chief Secretaries / Principal Secretaries / Secretaries** to the Education / Nodal Department of State Govt. / UT Administration dealing with Mid Day Meal Scheme

Copy to:

1. The Executive Director (Sales), Food Corporation of India, 16-20, Barakhamba Lane, New Delhi – 110 001 with the photocopy of the above mentioned OM of the Department of Food & Public Distribution for issuing instruction to all concerned to make available at least of FAQ quality of foodgrains at the FCI go-downs, facilitate lifting of the same and submit bills to district authorities within 10 days after lifting for payment by them.
2. The Deputy Secretary, Department of Food & Public Distribution (BP-II Section), Krishi Bhavan, New Delhi.
3. The Directors, Education / Mid-Day Meal Scheme of all the States/UTs for necessary action.
4. Dir(PV)/Dir(HK)/DS(BDS)/US(RK)/US(AD)/US(SA)/SO(Desk)/SO(KLA)/SO(RKJ)/SO(NR)/SO(VKJ)


(Gaya Prasad)
Director (MDM)

No.4-2/2016-BP-II
Government of India
Ministry of Consumer Affairs, Food and Public Distribution
Department of Food and Public Distribution

Krishi Bhavan, New Delhi,
Dated the 01st April, 2016.

OFFICE MEMORANDUM

Subject:- Allocation of food grains under Mid Day Meal Scheme (MDM) for the year 2016-17 for the period 1.04.2016 to 30.09.2016 - reg.

The undersigned is directed to refer to O.M. No. 5-1/2016-Desk (MDM) dated 22.3.2016 of Ministry of Human Resource Development, Department of School Education & Literacy on the above mentioned subject and to convey the approval of this Department for provisional allocation of 1342982.40 tons of food grains comprising 208089.94 tons of Wheat & 1134892.46 tons of rice for 1st two quarters of 2016-17 (April, 2016 to the September, 2016) to Ministry of Human Resource Development, Department of School Education & Literacy at Central Issue Price (CIP) applicable for the Below Poverty Line (BPL) families under the Mid Day Meal Scheme (MDM) scheme. The allocation for the subsequent quarters will be considered on receipt of requirement of foodgrains from the Ministry of Human Resource Development.

2. The validity period for lifting of foodgrains will be as per extant guidelines.
3. The Ministry of Human Resource Development, Department of School Education & Literacy may communicate State-wise/UT-wise allocation of the allocated quantity of foodgrains to FCI and States/UTs well on time and ensure its lifting within the stipulated validity period by States/UTs.
4. Food Corporation of India (FCI) would issue rice and wheat as per State-wise allocation for the year 2016-17 with monthly breakup to be made by the Department of School Education and Literacy, Ministry of Human Resource Development.
5. The Ministry of Human Resource Development, Department of School Education & Literacy is also requested to furnish consolidated Utilization Certificate in the prescribed proforma GFR - 19A duly signed by the concerned Director for the foodgrains allocated to them under Mid Day Meal Scheme (MDM) for the year 2015-16.
6. The Department of School Education & Literacy, Ministry of Human Resource Development may ensure that FCI gets full payment in respect of food grains released by it to States/UTs under the Scheme & utilization certificates are furnished by the State/UT Governments to it in time. They are also requested to make payment of outstanding amounts to FCI without any delay, as FCI bears huge amount of interest on unpaid outstanding amount.

Asit Halder

(Asit Halder)

Under Secretary to the Government of India
Tele. No. 23382504

To
Ministry of Human Resource Development,
Department of School Education & Literacy,
Shri Gaya Prasad, Director, (MDM),
Shastri Bhavan, New Delhi.

Copy for information to:-

1. The Chairman-cum-Managing Director, FCI, New Delhi.
2. The General Manager (Sales), FCI, New Delhi.
3. US (Policy-III&IV)/BP-II/BP-I/Guard File.

Asit Halder

(Asit Halder)

Under Secretary to the Government of India

MID-DAY-MEAL SCHEME
Allocation of foodgrains for the 1st Quarter of 2016-17
[For the period 01.04.2016 to 30.06.2016]

(In MTs)

Sl. No.	State/UT	PRIMARY STAGE						UPPER PRIMARY STAGE						NCLP					
		No. of children approved by PAB for 2015-16	No. of Working days approved by PAB for 1st QTR of the year 2015-16	Foodgrains			No. of children approved by PAB for 2015-16	No. of Working days approved by PAB for 1st QTR of the year 2015-16	Foodgrains			No. of children approved by PAB for 2015-16	No. of Working days approved by PAB for 1st QTR of the year 2015-16	Foodgrains					
				Wheat	Rice	Total			Wheat	Rice	Total			Wheat	Rice	Total			
1	Andhra Pradesh	2000000	33	0.00	6600.00	6600.00	1150000	33	0.00	5692.50	5692.50	3168	44	0.00	20.91	20.91			
2	Assam	175922	30	0.00	527.77	527.77	70473	30	0.00	317.13	317.13	13596	78	0.00	159.07	159.07			
3	Bihar	3028564	51	0.00	15445.68	15445.68	1420202	53	0.00	11290.61	11290.61	6750	78	0.00	78.98	78.98			
4	Chhattisgarh	9802783	51	0.00	49994.19	49994.19	3821686	51	0.00	29235.90	29235.90	450	78	0.00	5.27	5.27			
5	Goa	1860905	38	0.00	7071.44	7071.44	1119160	38	0.00	6379.21	6379.21	1130	56	0.00	4.75	4.75			
6	Gujarat	86043	40	0.00	344.17	344.17	59201	40	0.00	355.21	355.21	1130	77	14.37	33.53	47.90			
7	Haryana	2669691	42	5606.35	5606.35	11212.70	1555680	42	4900.39	4900.39	9800.78	77	0.00	0.00	0.00	0.00			
8	Himachal Pradesh	1199620	37	1331.58	3107.02	4438.59	736838	37	1226.84	2862.62	4089.45	620	78	0.00	7.25	7.25			
9	Jammu & Kashmir	312877	63	0.00	1971.13	1971.13	229559	63	0.00	2169.33	2169.33	4503	78	0.00	52.69	52.69			
10	Karnataka	2064547	50	0.00	2500.00	2500.00	285000	50	0.00	2137.50	2137.50	2032	79	3.37	20.71	24.08			
11	Kerala	2944000	39	1607.42	9874.18	11481.60	1770000	39	1449.63	8904.87	10354.50	0.00	78	64.14	36.08	100.22			
12	Madhya Pradesh	1523000	22	0.00	3350.60	3350.60	996000	25	0.00	3735.00	3735.00	8566	79	0.00	0.00	0.00			
13	Maharashtra	4584835	23	6748.88	3796.24	10545.12	2601468	23	5744.04	3231.02	8975.06	8566	79	0.00	76.25	76.25			
14	Mizoram	6418252	24	0.00	15403.80	15403.80	4095721	24	0.00	14744.60	14744.60	6435	79	0.00	0.00	0.00			
15	Nagaland	150795	49	0.00	738.90	738.90	37446	49	0.00	275.23	275.23	0.00	79	0.00	11.61	11.61			
16	Odisha	392591	64	0.00	2512.58	2512.58	143288	64	0.00	1375.56	1375.56	0.00	79	0.00	0.00	0.00			
17	Punjab	90919	64	0.00	581.88	581.88	42825	64	0.00	411.12	411.12	980	79	0.00	0.00	0.00			
18	Rajasthan	159753	52	0.00	830.72	830.72	37523	52	0.00	292.68	292.68	980	79	0.00	11.61	11.61			
19	Tamil Nadu	3250966	36	0.00	11703.48	11703.48	1675997	36	0.00	9048.22	9048.22	5350	75	30.09	30.09	60.19			
20	Telangana	1100000	44	2420.00	2420.00	4840.00	698000	44	2303.40	2303.40	4606.80	78	78	20.57	8.81	29.38			
21	Uttar Pradesh	3280052	34	7806.52	3345.65	11152.18	1723088	34	6151.42	2636.32	8787.75	2511	78	0.00	0.00	0.00			
22	West Bengal	45453	72	0.00	327.26	327.26	32995	72	0.00	356.35	356.35	0.00	78	0.00	0.00	0.00			
23	Chandigarh	2700000	45	0.00	12150.00	12150.00	2100000	45	0.00	14175.00	14175.00	10600	78	0.00	124.02	124.02			
24	Andhra Pradesh	1310160	30	0.00	3930.48	3930.48	740378	30	0.00	3331.70	3331.70	6322	44	1.00	40.73	41.73			
25	Assam	232889	45	0.00	1048.00	1048.00	119096	45	0.00	803.90	803.90	0.00	78	0.00	0.00	0.00			
26	Bihar	435186	42	0.00	1827.78	1827.78	294513	42	0.00	1855.43	1855.43	0.00	78	0.00	0.00	0.00			
27	Chhattisgarh	8128187	39	10460.98	21238.95	31699.93	3239610	39	6254.07	12697.65	18951.72	44586	78	0.00	521.66	521.66			
28	Goa	7524683	48	0.00	36118.48	36118.48	4555692	48	0.00	32800.98	32800.98	0.00	78	0.00	0.00	0.00			
29	Gujarat	16541	22	0.00	36.39	36.39	11653	22	0.00	38.45	38.45	0.00	78	0.00	0.00	0.00			
30	Haryana	30000	44	52.80	79.20	132.00	20000	44	52.80	79.20	132.00	0.00	78	0.00	0.00	0.00			
31	Himachal Pradesh	21550	31	0.00	66.81	66.81	16300	31	0.00	75.80	75.80	0.00	78	0.00	0.00	0.00			
32	Jammu & Kashmir	8810	24	0.00	21.14	21.14	6430	24	0.00	23.15	23.15	0.00	78	0.00	0.00	0.00			
33	Karnataka	678792	29	984.25	984.25	1968.50	462282	29	1005.46	1005.46	2010.93	0.00	78	0.00	0.00	0.00			
34	Madhya Pradesh	4187	25	0.00	10.47	10.47	3067	25	0.00	11.50	11.50	0.00	78	0.00	0.00	0.00			
35	Maharashtra	28034	35	0.00	98.12	98.12	29074	37	0.00	161.36	161.36	121746	78	0.00	0.00	0.00			
36	Odisha	68760587	35	37362.95	236261.02	273623.98	36683782	37	29443.26	185591.45	215034.71	121746	78	138.29	1232.40	1370.69			

(Signature)
 21/11/16

(Dr. GAYATRI PRASAD)
 Director
 M.D.A. / Govt. of India
 School Education & Literacy
 Delhi

MID-DAY-MEAL SCHEME

Allocation of foodgrains for the 2nd Quarter of 2016-17

(For the period 01.07.2016 to 30.09.2016)


Annexure - II

(In MTS)

Sl. No.	State/UT	PRIMARY STAGE				UPPER PRIMARY STAGE				NCIP						
		approved by PAB for 2nd QTR of 2015-16	approved by PAB for 2nd QTR of the year 2015-16	Wheat	Rice	No. of children approved by PAB for 2015-16	Days approved by PAB for 2nd QTR of the year 2015-16	Wheat	Rice	approved by PAB for 2015-16	No. of Working QTR of the year 2015-16	Wheat	Rice			
1	2	3	4	5	6	7=(5+6)	8	9	10	11	12=(10+11)	13	14	15	16	17=(15+16)
1	Andhra Pradesh	2000000	70	0.00	14000.00	14000.00	1150000	70	0.00	12075.00	12075.00	3168	92	0.00	43.72	43.72
2	Andhra Pradesh	175922	66	0.00	1161.09	1161.09	70473	66	0.00	697.68	697.68	0.00	0.00	0.00	0.00	0.00
3	Assam	3028564	46	0.00	1391.39	1391.39	1420202	46	0.00	9799.39	9799.39	13596	78	0.00	159.07	159.07
4	Bihar	9802783	72	0.00	70580.04	70580.04	3821686	72	0.00	41274.21	41274.21	6750	78	0.00	78.98	78.98
5	Chhattisgarh	1860905	74	0.00	13770.70	13770.70	1119160	74	0.00	12422.68	12422.68	450	75	0.00	5.06	5.06
6	Goa	866043	68	585.09	0.00	585.09	59201	68	603.85	0.00	603.85	0.00	0.00	0.00	0.00	0.00
7	Gujarat	2669691	70	9343.92	9343.92	18687.84	1555680	70	8167.32	8167.32	16334.64	1130	92	7.80	7.80	15.59
8	Haryana	1199620	69	2483.21	5794.16	8277.38	736838	69	2287.88	5338.39	7626.27	4147	79	14.74	34.40	49.14
9	Himachal Pradesh	312877	48	0.00	1501.81	1501.81	229559	48	0.00	1652.82	1652.82	620	0.00	0.00	7.35	7.35
10	Jammu & Kashmir	500000	47	0.00	2350.00	2350.00	285000	47	0.00	2009.25	2009.25	620	79	0.00	7.35	7.35
11	Jharkhand	2064547	72	0.00	14864.74	14864.74	783937	72	0.00	8466.52	8466.52	4503	78	0.00	52.69	52.69
12	Karnataka	2944000	74	3049.98	18735.62	21785.60	1770000	74	2750.58	16896.42	19647.00	2032	80	3.41	20.97	24.38
13	Kerala	1523000	58	0.00	8833.40	8833.40	996000	62	0.00	9262.80	9262.80	8566	79	0.00	0.00	0.00
14	Madhya Pradesh	4584835	74	21713.78	12214.00	33927.78	2601468	74	18480.83	10395.47	28876.29	8566	79	64.96	36.54	101.51
15	Maharashtra	6418252	70	0.00	44927.76	44927.76	4095721	70	0.00	43005.07	43005.07	6435	78	0.00	75.29	75.29
16	Manipur	150795	66	0.00	995.25	995.25	37446	66	0.00	370.72	370.72	0.00	0.00	0.00	0.00	0.00
17	Meghalaya	392591	62	0.00	2434.06	2434.06	143288	62	0.00	1352.58	1352.58	0.00	0.00	0.00	0.00	0.00
18	Mizoram	90919	57	0.00	518.24	518.24	42825	57	0.00	366.15	366.15	0.00	0.00	0.00	0.00	0.00
19	Nagaland	159753	63	0.00	1006.44	1006.44	37523	63	0.00	354.59	354.59	980	75	0.00	11.03	11.03
20	Orissa	3250966	72	0.00	23406.96	23406.96	1675597	72	0.00	18096.45	18096.45	5350	75	30.09	30.09	60.19
21	Punjab	1100000	68	3740.00	3740.00	7480.00	698000	68	3559.80	3559.80	7119.60	2511	79	20.83	8.93	29.76
22	Rajasthan	3280052	72	16531.46	7084.91	23616.37	1723088	72	13026.55	5582.81	18609.35	5350	75	0.00	0.00	0.00
23	Sikkim	45453	64	0.00	290.90	290.90	32995	64	0.00	316.75	316.75	0.00	0.00	0.00	0.00	0.00
24	Tamilnadu	2700000	60	0.00	16200.00	16200.00	2100000	60	0.00	18900.00	18900.00	10600	77	0.00	122.43	122.43
25	Telangana	1310160	69	0.00	9040.10	9040.10	740378	69	0.00	7662.91	7662.91	6322	92	1.00	86.24	87.24
26	Tripura	232889	61	0.00	1420.62	1420.62	119096	61	0.00	1089.73	1089.73	0.00	0.00	0.00	0.00	0.00
27	Uttarakhand	435186	72	0.00	3133.34	3133.34	294513	72	0.00	3180.74	3180.74	0.00	0.00	0.00	0.00	0.00
28	Uttar Pradesh	8128187	69	18507.88	37576.61	56084.49	3339610	69	11064.89	22465.08	33529.96	44586	79	0.00	0.00	0.00
29	West Bengal	7524683	70	0.00	52672.78	52672.78	4555692	70	0.00	47834.77	47834.77	0.00	0.00	0.00	528.34	528.34
30	A&N Islands	16541	65	0.00	107.52	107.52	11653	65	0.00	113.62	113.62	0.00	0.00	0.00	0.00	0.00
31	Chandigarh	30000	69	82.80	124.20	207.00	20000	69	82.80	124.20	207.00	0.00	0.00	0.00	0.00	0.00
32	D&N Haveli	21550	73	0.00	157.32	157.32	16300	73	0.00	178.49	178.49	0.00	0.00	0.00	0.00	0.00
33	Daman & Diu	8810	72	0.00	63.43	63.43	6430	72	0.00	69.44	69.44	0.00	0.00	0.00	0.00	0.00
34	Delhi	678792	72	2443.65	2443.65	4887.30	462282	72	2496.32	2496.32	4992.65	0.00	0.00	0.00	0.00	0.00
35	Lakshadweep	4187	50	0.00	20.94	20.94	3067	50	0.00	23.00	23.00	0.00	0.00	0.00	0.00	0.00
36	Puducherry	28034	64	0.00	179.42	179.42	29074	67	0.00	292.19	292.19	121746	0.00	0.00	0.00	0.00
TOTAL		68760887		78481.78	394625.31	473107.09	36683782		62520.82	315873.36	378394.17	121746		142.84	1308.92	1451.76

Item	Quantity (in MTS)
Rice	1134892.46
Wheat	208089.94
Total	1342982.40

Requirement of foodgrains for first six month of 2016-17


 Director
 Ministry of Govt. of India
 School Education & Literacy
 New Delhi

Monthly Report for supply of foodgrains and payment made to FCI under Mid-Day Meal Scheme

Name of the STATE/UT -----

Financial Year: -----

Annual/Six monthly Allocation (in MTs)	Foodgrains lifted (till last month)	Foodgrains lifted during the month (in MTs)	Foodgrains released to Schools/Cooking agencies (in MTs) (till this month)	Pending bills of FCI of the previous year (in Rs.)	Bill submitted by FCI (till this month)		Payment made to FCI (till this month)	
					Quantity (in MTs)	Amount (in Rs.)	Quantity (in MTs)	Amount (in Rs.)
1	2	3	4	5	6	7	8	9
1	Rice							
2	Wheat							
	Total							

Date: _____
Place: _____(Signature)
Secretary of the Nodal Department
Government/UT Administration of ----

[MID DAY MEAL SCHEME]

Annexure-IV

Name of the State/UT -----

Financial year: 2015-16 -----

UTILISATION OF FOODGRAINS (PRIMARY & UPPER PRIMARY) DURING 2015-16

Sl. No.		Primary					Upper Primary				
		Allocation for the year 2015-16	Opening Balance as on 31.03.2015	Lifted from FCI during 2015-16	Aggregate quantity Consumed at School level	Balance* stock as on 31.03.2016	Allocation for the year 2015-16	Opening Balance as on 31.03.2015	Lifted from FCI during 2015-16	Aggregate quantity Consumed at School level	Balance* stock as on 31.03.2016
(1)	(2)	(3)	(4)	(5)	(6)	(7)	(8)	(9)	(10)	(11)	(12)
1	Rice										
2	Wheat										
	Total										

*:includes unspent balance at State, District, Block and schools/cooking agencies levels at the end of the year.

Date: _____

Place: _____

(Signature)
 Secretary of the Nodai Department
 State Government/UT Administration of -----



DIRECTORATE OF SCHOOL EDUCATION & LITERACY

Meghalaya :: Shillong

Ph: 0364-2225356

0364-2502329

Fax: 0364-2226062

e-mail: meg_mdm@yahoo.co.in

No.DSEL/ABP/MDM/3/2016/8,

Dated Shillong, the 6 April, 2016

From : Shri. A. Ch. Marak, MCS,
Director of School Education & Literacy,
Meghalaya, Shillong.

To : **The Deputy Commissioner**
East Khasi Hills, Shillong / Ri-Bhoi, Nongpoh / West Khasi Hills, Nongstoin
/ South West Khasi Hills, Mawkyrwat / West Jaintia Hills, Jowai / East
Jaintia Hills, Khliehriat / East Garo Hills, Williamnagar / North Garo Hills,
Resubelpara/ West Garo Hills, Tura / South West Garo Hills, Ampati/ South
Garo Hills, Baghmara

Subject: Allocation of free food grains to the States/UTS under Mid Day Meal Scheme (MDMS) for the period of 1st and 2nd Quarter (April' 2016 to September 2016) for financial year 2016-17.


Reference : GOI Letter F.No.5-1/2016-Desk(MDM), Dated:2.4.2016.

Sir/Madam,

On the subject cited above and letter under reference, please find enclosed herewith the allocation of free food grains to the Districts under Mid Day Meal Scheme for the period of 1st and 2nd Quarter (April' 2016 to September 2016) for financial year 2016-17 as per Annexure-I & II and Districts-wise and Sub-Divisional-wise allocation is for both Primary and Upper Primary stages. The Government of India guidelines contained in letter under reference (copy enclosed) may kindly be strictly adhered to. Further, the Deputy Commissioner are also requested to improve the system of distribution of foodgrain to the schools and instruct the wholesalers/FP Shops to lift MDM foodgrain and transport the same to the schools in monthly basis as per allocation made by the Directorate of School Education and Literacy so as not to affect the delivery of rice to the Schools and disrupt the programme. **The name of the schools with enrolment should be collected from the respective Sub-Divisional School Education Officers for allocation of foodgrains of 2016-17.**

You are also requested to submit the monthly reports on off take of food grain latest by the 10th of the following month regularly to this office so as to enable to submit the same to the Government of India within the 15th of the following month.

Yours faithfully,


Director of School Education & Literacy
Meghalaya, Shillong.

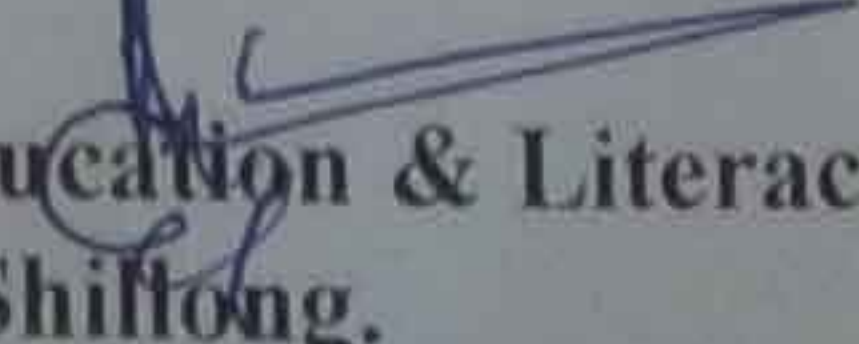
Dated Shillong, the 6 April, 2016

Memo. No.DSEL/ABP/MDM/3/20168-A,

Copy forwarded for information to:

1. The Commissioner & Secretary to the Government of Meghalaya, Education Department and State Nodal Officer of Mid Day Meal Scheme.
2. The Special Officer to the Government of Meghalaya, Education Department.
3. The Area Manager Food Corporation of India, District Office NEF Region Shillong - 1 for information and necessary..
4. **The Sub-Divisional School Education Officer, Shillong/ Sohra/ Nongpoh/ Mairang/ Nongstoin/ Mawkyrwat/ Jowai/ Khliehriat/ Amlarem/ Resubelpara/ Williamnagar/ Tura/ Ampati/ Dadenggiri/ Baghmara. The allocation is to be made school wise based on the enrolment specified in the Annexure I & II and send to the Deputy Commissioner Supply for allocation of foodgrains.**

O/C


Director of School Education & Literacy,
Meghalaya, Shillong.

MID DAY MEAL SCHEME
Statement Showing the Allocation of Foodgrains to Districts and Sub-Divisional for the 1st Quarter of 2016-17
(From April' 2016 to June' 2016)

Sl.No	Districts	Name of Sub-Divisional School Education Officer	Primary								Upper Primary								Grand Total of foodgrain Allocation for Primary and Upper Primary (10+18)
			No. of Schools			Enrolment (92.43 % of Actual enrolment)	Allocation from the month of April' 2016 - June' 2016 @100gm per child per day			Total (8+9+10)	No. of Schools			Enrolment (81.02 % of Actual enrolment)	Allocation from the month of April' 2016 - June' 2016 @150gm per child per day			Total (16+17+18)	
			LPS	OoSC	Total		1st Quarter 2016-17				UPS	OoSC	Total		1st Quarter 2016-17				
							April' 2015 (21 Days)	May' 2015 (21 Days)	June' 2015 (22 Days)						April' 2015 (21 Days)	May' 2015 (21 Days)	June' 2015 (22 Days)		
1	East Khasi Hills	Shillong	1110	42	1152	70698	148.466	148.466	155.536	452.468	560	20	580	25236	79.493	79.493	83.279	242.265	694.733
		Sohra	191	2	193	6941	14.576	14.576	15.270	44.422	91	8	99	2953	9.302	9.302	9.745	28.349	72.771
	District Total	1301	44	1345	77639	163.042	163.042	170.806	496.89	651	28	679	28189	88.795	88.795	93.024	270.614	767.504	
2	Ri-Bhoi	Nongpoh	639	29	668	37054	77.813	77.813	81.519	237.145	269	9	278	11761	37.047	37.047	38.811	112.905	350.050
	District Total	639	29	668	37054	77.813	77.813	81.519	237.145	269	9	278	11761	37.047	37.047	38.811	112.905	350.05	
3	West Khasi Hills	Nongstoin	630	26	656	30246	63.517	63.517	66.541	193.575	243	16	259	9974	31.418	31.418	32.914	95.750	289.325
		Mairang	391	16	407	18705	39.280	39.280	41.151	119.711	156	8	164	5541	17.454	17.454	18.285	53.193	172.904
	District Total	1021	42	1063	48951	102.797	102.797	107.692	313.286	399	24	423	15515	48.872	48.872	51.199	148.943	462.229	
4	South West Khasi Hills	Mawkyrwat	442	56	498	19685	41.338	41.338	43.307	125.983	243	53	296	6704	21.117	21.117	22.123	64.357	190.340
	District Total	442	56	498	19685	41.338	41.338	43.307	125.983	243	53	296	6704	21.117	21.117	22.123	64.357	190.34	
5	West Jaitia Hills	Jowai	529	69	598	28861	60.608	60.608	63.494	184.710	186	17	203	10480	33.012	33.012	34.584	100.608	285.318
		Amlarem	126	15	141	5335	11.203	11.203	11.737	34.143	51	3	54	2141	6.744	6.744	7.065	20.553	54.696
	District Total	655	84	739	34196	71.811	71.811	75.231	218.853	237	20	257	12621	39.756	39.756	41.649	121.161	340.014	
6	East Jaintia Hills	Khliehriat	420	9	429	18785	39.448	39.448	41.327	120.223	124	2	126	6707	21.127	21.127	22.133	64.387	184.610
	District Total	420	9	429	18785	39.448	39.448	41.327	120.223	124	2	126	6707	21.127	21.127	22.133	64.387	184.61	
7	East Garo Hills	Williamnagar	523	5	528	25839	54.262	54.262	56.849	165.373	191	0	191	8006	25.219	25.219	26.420	76.858	242.231
	District Total	523	5	528	25839	54.262	54.262	56.849	165.373	191	0	191	8006	25.219	25.219	26.42	76.858	242.231	
8	North Garo Hills	Resubelpara	510	14	524	24231	50.885	50.885	53.308	155.078	181	3	184	10879	34.269	34.269	35.901	104.439	259.517
	District Total	510	14	524	24231	50.885	50.885	53.308	155.078	181	3	184	10879	34.269	34.269	35.901	104.439	259.517	
9	West Garo Hills	Tura	605	37	642	28538	59.930	59.930	62.784	182.644	197	16	213	9780	30.807	30.807	32.274	93.888	276.532
		Dadenggiri	621	93	714	32026	67.254	67.254	70.457	204.965	295	18	313	14390	45.328	45.328	47.487	138.143	343.108
	District Total	1226	130	1356	60564	127.184	127.184	133.241	387.609	492	34	526	24170	76.135	76.135	79.761	232.031	619.64	
10	South West Garo Hills	Ampati	478	31	509	20237	42.498	42.498	44.521	129.517	173	4	177	8204	25.842	25.842	27.073	78.757	208.274
	District Total	478	31	509	20237	42.498	42.498	44.521	129.517	173	4	177	8204	25.842	25.842	27.073	78.757	208.274	
11	South Garo Hills	Baghmara	652	9	661	25410	53.361	53.361	55.901	162.623	293	14	307	10532	33.176	33.176	34.756	101.108	263.731
	District Total	652	9	661	25410	53.361	53.361	55.901	162.623	293	14	307	10532	33.176	33.176	34.756	101.108	263.731	
Grand Total			7867	453	8320	392591	824.439	824.439	863.702	2512.580	3253	191	3444	143288	451.355	451.355	472.850	1375.560	3888.140

MID DAY MEAL SCHEME

Statement Showing the Allocation of Foodgrains to Districts and Sub-Divisional for the 2nd Quarter of 2016-17
(From July' 2016 to September' 2016)

(In MTs)

Sl.No	Districts	Name of Sub-Divisional School Education Officer	Primary								Upper Primary								Grand Total of foodgrain Allocation for Primary and Upper Primary (13+24)
			No. of Schools			Enrolment (92.43 % of Actual enrolment)	Allocation from the month from July' 2016 - September' 2016 @100gm per child per day			Total (7+8+9)	No. of Schools			Enrolment (81.02 % of Actual enrolment)	Allocation from the month of July' 2016 - September' 2016 @150gm per child per day			Total (1+17+18)	
			LPS	OoSC	Total		2nd Quarter 2016-17				UPS	OoSC	Total		2nd Quarter 2016-17				
							July' 2016 (19 Days)	Aug' 2016 (22 Days)	Sept' 2016 (21 Days)						July' 2016 (19 Days)	Aug' 2016 (22 Days)	Sept' 2016 (21 Days)		
1	2	3	4	5	6	7	8	9	10	11	12	13	14	15	16	17	18	19	20
1	East Khasi Hills	Shillong	1110	42	1152	70698	134.326	155.536	148.466	438.328	560	20	580	25236	71.923	83.279	79.493	234.695	673.023
		Sohra	191	2	193	6941	13.188	15.270	14.576	43.034	91	8	99	2953	8.417	9.745	9.302	27.464	70.498
	District Total	1301	44	1345	77639	147.514	170.806	163.042	481.362	651	28	679	28189	80.340	93.024	88.795	262.159	743.521	
2	Ri-Bhoi	Nongpoh	639	29	668	37054	70.402	81.519	77.813	229.734	269	9	278	11761	33.519	38.811	37.047	109.377	339.111
	District Total	639	29	668	37054	70.402	81.519	77.813	229.734	269	9	278	11761	33.519	38.811	37.047	109.377	339.111	
3	West Khasi Hills	Nongstoin	630	26	656	30246	57.467	66.541	63.517	187.525	243	16	259	9974	28.426	32.914	31.418	92.758	280.283
		Mairang	391	16	407	18705	35.539	41.151	39.280	115.970	156	8	164	5541	15.792	18.285	17.454	51.531	167.501
	District Total	1021	42	1063	48951	93.006	107.692	102.797	303.495	399	24	423	15515	44.218	51.199	48.872	144.289	447.784	
4	South West Khasi Hills	Mawkyrwat	442	56	498	19685	37.401	43.307	41.338	122.046	243	53	296	6704	19.106	22.123	21.117	62.346	184.392
	District Total	442	56	498	19685	37.401	43.307	41.338	122.046	243	53	296	6704	19.106	22.123	21.117	62.346	184.392	
5	West Jaitia Hills	Jowai	529	69	598	28861	54.836	63.494	60.608	178.938	186	17	203	10480	29.868	34.584	33.012	97.464	276.402
		Amlarem	126	15	141	5335	10.136	11.737	11.203	33.076	51	3	54	2141	6.104	7.065	6.744	19.913	52.989
	District Total	655	84	739	34196	64.972	75.231	71.811	212.014	237	20	257	12621	35.972	41.649	39.756	117.377	329.391	
6	East Jaintia Hills	Khliehriat	420	9	429	18785	35.691	41.327	39.448	116.466	124	2	126	6707	19.115	22.133	21.127	62.375	178.841
	District Total	420	9	429	18785	35.691	41.327	39.448	116.466	124	2	126	6707	19.115	22.133	21.127	62.375	178.841	
7	East Garo Hills	Williamnagar	523	5	528	25839	49.094	56.849	54.262	160.205	191	0	191	8006	22.817	26.420	25.219	74.456	234.661
	District Total	523	5	528	25839	49.094	56.849	54.262	160.205	191	0	191	8006	22.817	26.420	25.219	74.456	234.661	
8	North Garo Hills	Resubelpara	510	14	524	24231	46.039	53.308	50.885	150.232	181	3	184	10879	31.005	35.901	34.269	101.175	251.407
	District Total	510	14	524	24231	46.039	53.308	50.885	150.232	181	3	184	10879	31.005	35.901	34.269	101.175	251.407	
9	West Garo Hills	Tura	605	37	642	28538	54.222	62.784	59.930	176.936	197	16	213	9780	27.873	32.274	30.807	90.954	267.890
		Dadenggiri	621	93	714	32026	60.849	70.457	67.254	198.560	295	18	313	14390	41.013	47.487	45.328	133.828	332.388
	District Total	1226	130	1356	60564	115.071	133.241	127.184	375.496	492	34	526	24170	68.886	79.761	76.135	224.782	600.278	
10	South West Garo Hills	Ampati	478	31	509	20237	38.450	44.521	42.498	125.469	173	4	177	8204	23.381	27.073	25.842	76.296	201.765
	District Total	478	31	509	20237	38.450	44.521	42.498	125.469	173	4	177	8204	23.381	27.073	25.842	76.296	201.765	
11	South Garo Hills	Baghmara	652	9	661	25410	48.279	55.901	53.361	157.541	293	14	307	10532	30.016	34.756	33.176	97.948	255.489
	District Total	652	9	661	25410	48.279	55.901	53.361	157.541	293	14	307	10532	30.016	34.756	33.176	97.948	255.489	
Grand Total			7867	453	8320	392591	745.919	863.702	824.439	2434.060	3253	191	3444	143288	408.375	472.850	451.355	1332.580	3766.640