



# DIRECTORATE OF SCHOOL EDUCATION & LITERACY

*Meghalaya :: Shillong*

\*\*\*\*\*

Ph: 0364-2225356

0364-2502329

Fax: 0364-2226062

e-mail: meg\_mdm@yahoo.co.in

**No.DSEL/ABP/MDM/58/2019/270,**

**Dated Shillong, the 30<sup>th</sup> October, 2019**

**From : Shri. A. Ch. Marak, MCS,  
Director of School Education & Literacy,  
Meghalaya, Shillong.**

**To : The Deputy Commissioner (Supply)**  
East Khasi Hills, Shillong / Ri-Bhoi, Nongpoh / West Khasi Hills, Nongstoin  
/ South West Khasi Hills, Mawkyrat / West Jaintia Hills, Jowai / East  
Jaintia Hills, Khliehriat / East Garo Hills, Williamnagar / North Garo Hills,  
Resubelpara/ West Garo Hills, Tura / South West Garo Hills, Ampati/ South  
Garo Hills, Baghmara

**Subject: Allocation of free food grains to the States/UTS under Mid Day Meal  
Scheme (MDMS) for the period of 4<sup>th</sup> Quarter (January-March 2020) for  
Financial Year 2019-20.**

**Reference : GOI Letter F.No.5-1/2019-Desk(MDM), Dated:20.09.2019**

**Sir/Madam,**

On the subject cited above and letter under reference (Copy enclosed), please find enclosed herewith the allocation of free food grains to the Districts under Mid Day Meal Scheme for the period of **4<sup>th</sup> Quarter (January-March 2020) as per Annexure-I. The Districts-wise and Sub-Divisional-wise allocation is for both Primary and Upper Primary stage** as per guidelines which Government of India is issuing from time to time which may be strictly adhered to as noted below :

- 1) The Wholesalers/Govt. Nominees has to lift the foodgrain and deliver upto the schools as per Mid Day Meal Guidelines but not the schools to lift the foodgrain from wholesalers Godowns.
- 2) Once Foodgrain is lifted from FCI by the Wholesalers/Govt. Nominee it is not lapsed.
- 3) The Rate for transportation of foodgrain has been revised from Rs.98/- to Rs.193/- per quintals during the Current Financial Year 2019-20.

You are also requested to submit the monthly reports on off take of food grain latest by the 10<sup>th</sup> of the following month regularly to this office so as to enable to submit the same to the Government of India within the 15<sup>th</sup> of the following month.

Yours faithfully,

  
**Director of School Education & Literacy  
Meghalaya, Shillong.**




**Memo No.DSEL/ABP/MDM/58/2019/270-A,**

**Dated Shillong, the 30<sup>th</sup> October, 2019**

**Copy forwarded for information to:**

1. The Principal Secretary to the Government of Meghalaya, Education Department.
2. The Special Officer to the Government of Meghalaya, Education Department.
3. The Area Manager Food Corporation of India, District Office NEF Region Shillong - 1 for information and necessary action.
4. **The Sub-Divisional School Education Officer, Shillong/ Sohra/ Nongpoh/ Mairang/ Nongstoin/ Mawkyrwat/ Jowai/ Khliehriat/ Amlarem/ Resubelpara/ Williamnagar/ Tura/ Ampati/ Dadenggiri/ Baghmara. The allocation is to be made school-wise/monthly-wise based on the enrolment specified in the Annexure I and send to the Deputy Commissioner Supply for Distribution of foodgrains to the Schools by the Wholesalers/Govt. Nominee.**

  
**Director of School Education & Literacy,  
Meghalaya, Shillong.**

## MID DAY MEAL SCHEME

Statement Showing the Allocation of Foodgrains to Districts and Sub-Divisional for the 4th Quarter of 2019-20  
(From January-March' 2020)

(In MTs)

Sl. No		Districts	Name of Sub-Divisional School Education Officer	Primary										Upper Primary										Grand Total of foodgrain Allocation for Primary and Upper Primary (12+21)
				No. of Schools	Enrol-ment	Allocation from the month of January-March '20 to @ 100gm per child per day				Total (6+8+9) In MTs	No. of Schools	Enrol-ment	Allocation from the month of January-March '20 @ 150gm per child per day				Total 13+15+16+18)							
						4th Quarter 2019-20							4th Quarter 2019-20											
						Jan' 2020 (0 Days) In MTs	Feb-20 No. of Days	Food-grain (21 Days) In MTs	March' 2020 (21 Days) In MTs				Jan' 2020 (0 Days) In MTs	Feb' 2020 (21 Days) In MTs	March' 2020 (21 Days) In MTs	Extra Allocation No. of Days		Food-grain In MTs						
1	2	3	4	5	6	7	8	9	10	11	12	13	15	16	17	18	19	20						
1	East Khasi Hills	Shillong	1127	67956	0.00	15.996	108.70	142.71	251.41	574	25153	0.00	79.23	79.23	5.86	22.11	180.57	431.98						
		Sohra	192	7566	0.00	15.64	11.83	15.89	27.72	92	2789	0.00	8.79	8.79	4.51	1.89	19.47	47.19						
2	Ri-Bhoi	Nongpoh	659	37899	0.00	19.684	74.60	79.59	154.19	280	13556	0.00	42.70	42.70	9.28	18.87	104.27	258.46						
3	West Khasi Hills	Nongstoin	615	30179	0.00	5.79	17.48	63.38	80.86	239	10387	0.00	32.72	32.72	2.160	3.37	68.81	149.67						
		Mairang	386	18228	0.00	0.01	0.02	38.28	38.30	156	6103	0.00	19.22	19.22	0.00	0.00	38.44	76.74						
4	South West Khasi Hills	Mawkyrwat	533	18631	0.00	11.73	21.85	39.13	60.98	283	8229	0.00	25.92	25.92	6.24	7.70	59.54	120.52						
		Jowai	677	31734	0.00	10.35	32.84	66.64	99.48	209	10905	0.00	34.35	34.35	8.07	13.20	81.90	181.38						
5	West Jaitia Hills	Amlarem	139	5115	0.00	10.60	5.42	10.74	16.16	55	2228	0.00	7.02	7.02	6.12	2.05	16.09	32.25						
6	East Jaintia Hills	Khliehriat	444	19380	0.00	11.01	21.34	40.70	62.04	125	6771	0.00	21.33	21.33	4.05	4.11	46.77	108.81						
7	East Garo Hills	Williamnagar	452	21920	0.00	12.19	26.72	46.03	72.75	175	7093	0.00	22.34	22.34	8.55	9.10	53.78	126.53						
8	North Garo Hills	Resubelpara	602	27382	0.00	0.630	1.73	57.50	59.23	209	12037	0.00	37.92	37.92	0.60	1.08	76.92	136.15						
		Tura	612	23928	0.00	19.89	47.59	50.25	97.84	205	10444	0.00	32.90	32.90	9.49	14.87	80.67	178.51						
9	West Garo Hills	Dadengiri	748	31881	0.00	9.915	31.61	66.95	98.56	332	14431	0.00	45.46	45.46	3.220	6.97	97.89	196.45						
10	South West Garo Hills	Ampati	525	19196	0.00	14.78	28.37	40.31	68.68	182	8381	0.00	26.40	26.40	4.46	5.61	58.41	127.09						
		Baghmara	668	24404	0.00	11.04	26.94	51.25	78.19	308	9846	0.00	31.01	31.01	4.67	6.90	68.92	147.11						
11	South Garo Hills		8379	385399	0.00		457.04	809.34	1266.38	3424	148353	0.00	467.31	467.31		117.83	1052.45	2318.83						
			Grand Total																					

Director of School Education & Literacy  
Meghalaya Shillong



**No. 5-1/2019-Desk (MDM)**  
**Government of India**  
**Ministry of Human Resource Development**  
**Department of School Education & Literacy**  
**(Mid Day Meal Division)**

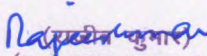
\*\*\*\*\*

Shastri Bhavan, New Delhi.  
Dated 20<sup>th</sup> September, 2019

**Subject: Allocation of food grains to States/UTs under National Programme of Mid-Day Meal in Schools (MDMS) for the 3<sup>rd</sup> Quarter (October to December, 2019) and 4<sup>th</sup> Quarter (January, 2020 to March, 2020) and drought affected States for financial year 2019-20.**

The Department of Food & Public Distribution has approved the allocation of **1276899.65** MTs of food grains comprising **223919.31** MTs wheat and **1052978.34** MTs rice for the 3<sup>rd</sup> and 4<sup>th</sup> Quarter of 2019-20 (October 2019 to March, 2020) to this Ministry for allocation to various States/UTs at NFSA prices i.e Rs. 2 per kg of wheat and Rs. 3 per kg of rice under National Programme of Mid-Day Meal in Schools (MDMS). Accordingly, the undersigned is directed to convey the allocation of food grains to States/UTs under MDMS for the 3<sup>rd</sup> Quarter (October to December, 2019) and 4<sup>th</sup> Quarter (January, 2020 to March, 2020) and drought affected States during 2019-20 as per the **Annexure-I, Annexure-II and Annexure-III** respectively.

2. States/UTs are required to further allocate the food grains to the districts as per their requirement under the provisions of MDM Guidelines and under intimation to this Department as well as Food Corporation of India (FCI) for supply of food grains accordingly.
3. District Administration on receiving the allocation from the State/UT will send a schedule (periodicity and date/week) of lifting of food grains to the local FCI depot depending upon its requirement, transportation convenience and storage capacity.
4. District can lift food grains on monthly, bi-monthly or quarterly basis as indicated in its schedule. However, as per the guidelines issued by Ministry of Consumer Affairs, Food & Public Distribution, Department of Food & Public Distribution, Govt. of India vide their letter No. 1-2/2008-BP.II dated 18.9.2008, allocated food grains can be lifted from the FCI godowns starting from the 1<sup>st</sup> day of the month preceding the allocation quarter and up to 25<sup>th</sup> of the last month of the allocation quarter. Districts Officers may, therefore, be directed to lift the food grains accordingly.

  
(RAJEEV KUMAR)  
अवर सचिव/Under Secretary  
भारत सरकार/Govt. of India  
मा.सं.वि. मन्त्रालय/Min. of H.R.D.  
स्कूल शिक्षा और साक्षरता विभाग  
D/o School Education & Literacy  
नई दिल्ली/New Delhi

**Contd..../-**



5. Payment of the cost of food grains will be made by District authorities within 20 days of the receipt of bills from FCI as per the guidelines issued by this Department vide letter No. 1-15/2009- Desk(MDM) dated 10.2.2010. The guidelines for decentralization of payment of cost of food grains to FCI at district level can be downloaded from the website of this Department [www.mdm.nic.in](http://www.mdm.nic.in) Payments of outstanding bills may also be made to FCI without any delay as FCI bears huge amount of interest on unpaid outstanding amount.

6. Procedure laid down in para 3.6 to 3.9 of the above mentioned guidelines dated 10.2.2010 on decentralization of payment of cost of food grains shall be followed meticulously to ensure that best quality of food grains, which in any case, will not be inferior to Fair Average Quality (FAQ) is lifted from FCI godown. The process followed at the time of receipt of food grains from FCI depots should be repeated at each level till the food grains reach the end user to ensure that only good quality of food grains is delivered for consumption by children. Records/samples regarding quality assurance should be maintained at all levels.

7. As per para 5.4 of MDM Guidelines, a monthly report on off take, payment and quantity of food grains sent to schools/cooking agency may be furnished in the prescribed format latest by 15<sup>th</sup> of the following month on regular basis.

*Rajeev Kumar*

(Rajeev Kumar)

Under Secretary to the Government of India

Tel: No. 011-23386169

D/o School Education & Literacy  
नई दिल्ली/New Delhi

**The Principal Secretaries / Secretaries of the Nodal Department of State Govt. / UT Administration dealing with Mid Day Meal.**

**Copy to:-**

1. The Executive Director (Sales), Food Corporation of India, 16-20, Barakhamba Lane, New Delhi – 110 001 with the copy of the Department of Food & Public Distribution OM No.4-2/2019-BP-II dated 19<sup>th</sup> September, 2019 for issuing instruction to all concerned to make available good quality foodgrain at the FCI godowns, facilitate lifting of the same and submit bills to district authorities at the earliest for payment by them.
2. The Deputy Secretary/Under Secretary, Department of Food & Public Distribution (BP-II Section), Krishi Bhavan, New Delhi.
3. Director(GVB)/ Director (RA)/DS(DA)
4. US(AD)/US(SA)
5. PS to Joint Secretary (EE-I).

*Rajeev Kumar*

(Rajeev Kumar)

Under Secretary to the Government of India

(RAJEEV KUMAR)

अवर सचिव/Under Secretary  
भारत सरकार/Govt. of India  
मा.श.वि. मन्त्रालय/Min.of H.R.D.  
स्कूल शिक्षा और साक्षरता विभाग  
D/o School Education & Literacy  
नई दिल्ली/New Delhi



No.4-2/2019-BP-II  
Government of India  
Ministry of Consumer Affairs, Food and Public Distribution  
Department of Food and Public Distribution

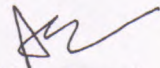
Krishi Bhawan, New Delhi,  
Dated the 19<sup>th</sup> September, 2019

**OFFICE MEMORANDUM**

**Subject:- Allocation of food grains under Mid Day Meal Scheme (MDM) for the year 2019-20 for the period 01.10.2019 to 31.03.2020 - reg.**

In continuation of this Department's O.M. of even number dated 22.02.2019 and in pursuance of O.M. No. 5-1/2019-Desk (MDM) dated 09.09.2019 of Ministry of Human Resource Development, Department of School Education & Literacy on the above mentioned subject, the undersigned is directed to convey the approval of this Department for allocation of **1276899.65 MTs of foodgrains comprising 223919.31 MT of wheat and 1052978.34 MT of rice** for 3<sup>rd</sup> and 4<sup>th</sup> quarters of 2019-20 (October, 2019 to March, 2020) to Ministry of Human Resource Development, Department of school Education & Literacy at NFSA prices i.e. Rs. 2 per kg of wheat and Rs. 3 per kg of rice, under the Mid Day Meal (MDM) Scheme.

2. The validity period for lifting of foodgrains will be as per extant guidelines.
3. The Ministry of Human Resource Development, Department of School Education & Literacy may communicate State-wise/UT-wise allocation of the allocated quantity of foodgrains to FCI and States/UTs well in time and ensure its lifting within the stipulated validity period by States/UTs.
4. Food Corporation of India (FCI) would issue rice and wheat as per State/UT-wise allocation for 3<sup>rd</sup> and 4<sup>th</sup> quarters of the year 2019-20 with monthly breakup to be made by the Department of School Education and Literacy, Ministry of Human Resource Development.
5. The Ministry of Human Resource Development, Department of School Education & Literacy is also requested to furnish the consolidated Utilization Certificate in the prescribed proforma GFR - 19A duly signed by the concerned Director for the foodgrains allocated to them under Mid Day Meal Scheme (MDM) for the year 2019-20 at the end of the current financial year.
6. The Department of School Education & Literacy, Ministry of Human Resource Development may ensure that FCI gets full payment in respect of food grains released by it to States/UTs under the Scheme & utilization certificates are furnished by the State/UT Governments to it in time. They are also requested to make payment of outstanding amounts to FCI without any delay, as FCI bears huge amount of interest on unpaid outstanding amount.

  
(Abhay Kumar)

Under Secretary to the Government of India  
Tele. No. 23382504

To  
Sh. Rajeev Kumar, Under Secretary (MDM),  
Department of School Education & Literacy,  
Ministry of Human Resource Development,

Shastri Bhawan, New Delhi.

Copy for information to:-

1. The Chairman-cum-Managing Director, FCI, New Delhi.
2. The General Manager (Sales), FCI, New Delhi.
3. US (Policy-III&IV)/BP-III/BP-I/US (FC A/cs)/Guard File.



## Mid-Day-Meal Scheme

Allocation of foodgrains for the 3rd quarter of 2019-20  
(For the period 01.10.2019 to 31.12.2019)

Sl. No.	State/UT	PRIMARY					UPPER PRIMARY+STC					(Primary +Upper Primary+STC)				
		3rd Quarter					3rd Quarter					3rd Quarter				
		No. of children approved by PAB for 2019-20	No. of Working Days approved by PAB for 2019-20	Wheat	Rice	Foodgrains (Wheat+Rice)	No. of children approved by PAB for 2019-20	No. of Working Days approved by PAB for 2019-20	Wheat	Rice	Foodgrains (Wheat+Rice)	Wheat	Rice	Foodgrains (Wheat+Rice)	Wheat	Rice
1	2	3	4	5	6	7 (5+6)	8	9	10	11	12 (10+11)	13 (5+10)	14 (6+11)	15 (13+14)		
1	Andhra Pradesh	1570000	220	0.00	7246.20	7246.20	962000	220	0.00	7624.18	7624.18	0.00	14870.38	14870.38		
2	Arunachal Pradesh	100132	220	0.00	394.64	394.64	53830	220	0.00	350.38	350.38	0.00	745.02	745.02		
3	Assam	2717608	210	0.00	14781.51	14781.51	1331885	220	0.00	11307.49	11307.49	0.00	26088.99	26088.99		
4	Bihar	7487562	245	0.00	36201.68	36201.68	3506521	245	0.00	27639.45	27639.45	0.00	63841.13	63841.13		
5	Chhattisgarh	1700000	240	0.00	9635.19	9635.19	1102284	240	0.00	10186.11	10186.11	0.00	19821.30	19821.30		
6	Goa	87000	220	514.56	0.00	514.56	58000	220	440.57	0.00	440.57	955.12	0.00	955.12		
7	Gujarat	2605009	248	7504.47	7550.23	15054.70	1694020	248	7303.09	7373.24	14676.33	14807.56	14923.47	29731.03		
8	Haryana	810287	244	2695.18	1474.85	4170.03	559380	244	2797.01	1501.42	4298.43	5492.19	2976.27	8468.46		
9	Himachal Pradesh	283782	241	0.00	1478.23	1478.23	196815	241	0.00	1459.71	1459.71	0.00	2937.94	2937.94		
10	Jammu & Kashmir	445466	220	0.00	523.67	523.67	218053	220	0.00	282.67	8265.73	0.00	806.34	806.34		
11	Jharkhand	2294782	254	0.00	10775.26	10775.26	1001792	254	0.00	8265.73	8265.73	0.00	19040.99	19040.99		
12	Karnataka	2604491	248	3719.49	13390.03	17109.52	1625609	248	3570.36	12996.24	16566.60	7289.85	26386.26	33676.11		
13	Kerala	1611174	200	0.00	9933.23	9933.23	988980	220	0.00	6016.64	6016.64	0.00	15949.86	15949.86		
14	Madhya Pradesh	2972829	241	9589.18	6026.20	15615.39	1886988	241	11626.88	6418.82	18045.70	21216.06	12445.02	33661.09		
15	Maharashtra	5719500	231	0.00	30724.31	30724.31	3612342	231	0.00	26582.67	26582.67	0.00	57306.98	57306.98		
16	Manipur	117327	227	0.00	479.59	479.59	35706	227	0.00	218.53	218.53	0.00	698.12	698.12		
17	Meghalaya	385399	200	0.00	1266.38	1266.38	148353	220	0.00	1052.45	1052.45	0.00	2318.83	2318.83		
18	Mizoram	87152	202	0.00	282.05	282.05	43821	212	0.00	199.21	199.21	0.00	481.26	481.26		
19	Nagaland	124523	220	0.00	624.84	624.84	39733	220	0.00	291.91	291.91	0.00	916.75	916.75		
20	Orissa	2737061	239	0.00	12735.00	12735.00	1640643	239	0.00	13332.09	13332.09	0.00	26067.10	26067.10		
21	Punjab	817896	240	1796.33	1667.41	3463.74	563789	240	1328.00	1189.39	2517.39	3124.33	2856.79	5981.12		
22	Rajasthan	3185306	233	14043.93	5968.35	20012.28	1702784	233	10238.87	4190.50	14429.37	24282.79	10158.85	34441.65		
23	Sikkim	29573	228	0.00	136.51	136.51	24217	228	0.00	158.02	158.02	0.00	294.53	294.53		
24	Tamilnadu	2425043	210	0.00	13200.85	13200.85	1932627	220	0.00	16831.36	16831.36	0.00	30032.20	30032.20		
25	Telangana	1075656	225	0.00	6303.38	6303.38	672570	225	0.00	5326.39	5326.39	0.00	11629.77	11629.77		
26	Tripura	221055	230	0.00	1082.22	1082.22	165857	230	0.00	1208.54	1208.54	0.00	2290.76	2290.76		
27	Uttarakhand	347250	241	0.00	1897.94	1897.94	247982	241	0.00	2047.43	2047.43	0.00	3945.37	3945.37		
28	Uttar Pradesh	7619345	253	16853.62	31955.27	48808.89	3300302	253	9189.42	20446.04	29635.45	26043.04	52401.30	78444.35		
29	West Bengal	6723330	230	0.00	35504.66	35504.66	4137265	230	0.00	30976.41	30976.41	0.00	66481.07	66481.07		
30	AndN Islands	14017	220	0.00	81.64	81.64	10084	220	0.00	95.38	95.38	0.00	177.03	177.03		
31	Chandigarh	27000	248	46.28	62.09	108.38	18000	248	56.65	80.08	136.73	102.93	142.18	245.11		
32	D&N Haveli	23000	240	0.00	130.92	130.92	11000	240	0.00	97.13	97.13	0.00	228.05	228.05		
33	Daman & Diu	9450	234	0.00	50.14	50.14	6550	234	0.00	44.22	44.22	0.00	94.36	94.36		
34	Delhi	601834	210	1433.75	1587.93	3021.68	657416	220	2504.15	2559.54	5063.69	3937.90	4147.47	8085.37		
35	Lakshadweep	4604	223	0.00	29.66	29.66	2280	223	0.00	8.04	8.04	0.00	37.70	37.70		
36	Puducherry	26000	210	0.00	145.78	145.78	19000	220	0.00	133.91	133.91	0.00	279.69	279.69		
TOTAL		59611343		58196.80	265327.84	323524.64	34168488		49054.98	228491.31	277545.29	107251.78	493819.15	601070.93		

(In MTs)

(Rajeev Kumar)  
Under Secretary

Minister, Government of India  
Ministry of Education  
D/o School Education & Literacy  
New Delhi



## Annexure-II

*Rajeshwari*  
(राजेश कुमार)  
(RAJEEV KUMAR)  
अवर सचिव/Under Secretary  
भारत सरकार/Govt. of India  
न.प.वि. वि. प्रशासक/Min. of H.R.D.  
स्कूल शिक्षा और साक्षरता विभाग  
D/o School Education & Literacy  
नई दिल्ली/New Delhi



## Allocation of foodgrains for the Drought affected areas during 2019-20

Sl. No.	State/UT	PRIMARY					UPPER PRIMARY					(Primary +Upper Primary)		
		No. of children approved by PAB for 2019-20	No. of Working Days approved by PAB for 2019-20	Wheat	Rice	Foodgrains (Wheat+Rice)	No. of children approved by PAB for 2019-20	No. of Working Days approved by PAB for 2019-20	Wheat	Rice	Foodgrains (Wheat+Rice)	Wheat	Rice	Foodgrains (Wheat+Rice)
1	2	3	4	5	6	7 (5+6)	8	9	10	11	12 (10+11)	13 (5+10)	14 (6+11)	15 (13+14)
1	Andhra Pradesh	706092	42	0.00	2965.59	2965.59	551401	42	0.00	3473.83	3473.83	0.00	6439.41	6439.41
2	Gujarat	865578	35	1514.76	1514.76	3029.52	513328	35	1347.49	1347.49	2694.97	2862.25	2862.25	5724.50
3	Jharkhand	1701348	25	0.00	4253.37	4253.37	744254	25	0.00	2790.95	2790.95	0.00	7044.32	7044.32
4	Karnataka	2499785	35	1749.85	6999.40	8749.25	1554725	35	1632.46	6529.85	8162.31	3382.31	13529.24	16911.55
5	Maharashtra	3446429	50	0.00	17232.15	17232.15	2249699	50	0.00	16872.74	16872.74	0.00	34104.89	34104.89
6	Rajasthan	418869	43	1260.80	540.34	1801.14	423563	43	1912.39	819.59	2731.98	3173.18	1359.94	4533.12
	TOTAL	9638101		4525.41	33505.60	38031.01	6036970		4892.33	31834.45	36726.78	9417.74	65340.05	74757.79

*Rajeev Kumar*  
(राजीव कुमार)

(RAJEEV KUMAR)  
अवर सचिव/Under Secretary  
ग्रामीण विकास/Min. of H.R.D.  
राज्य शिक्षा सचिव/Min. of H.R.D.  
D/o School Education & Literacy  
नई दिल्ली/New Delhi